


# REAR HITCH AND REAR HITCH ATTACHMENTS

## ILLUSTRATED PARTS AND PRICE LIST

EFFECTIVE OCTOBER 1, 1956

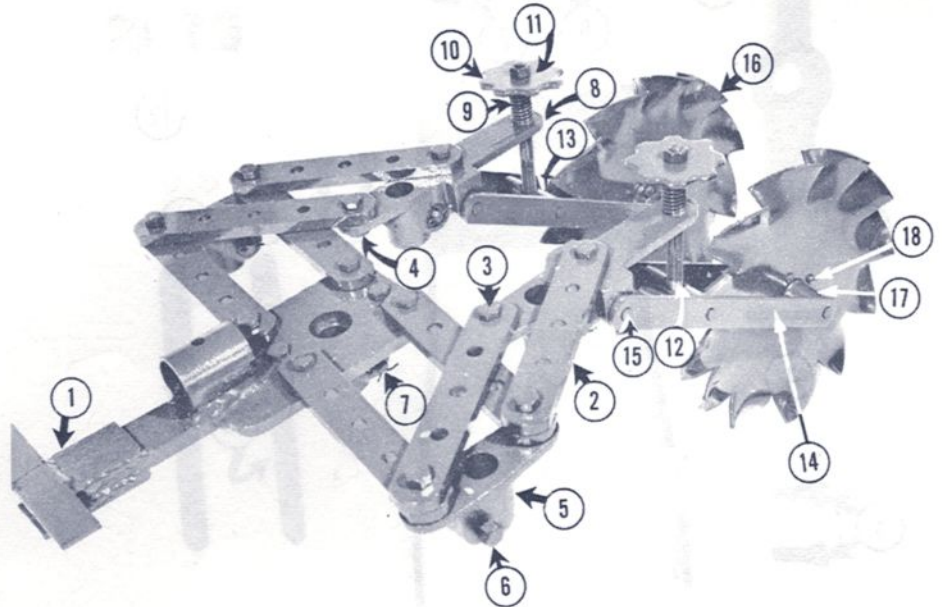
PRICES SUBJECT TO CHANGE WITHOUT NOTICE

KEY: NS-NOT SHOWN NN-NO PART NUMBER, ORDER BY DESCRIPTION



### REAR TURN PLOW


Photo No.	Part No.	Description	Price
1	A-466	Turn Plow Draw Bar	4.18
2		3/8 x 2 1/2" Plow Bolt	.06
3		3/8 x 2" Plow Bolt	.06
NS		3/8" Plow Bolts Nuts	.06
4		Corrugated Adj. Washers	.55
5		Turn Plow Only	18.70



### TOOLHOLDER

FRONT AND REAR CULTIVATORS ARE IDENTICAL WITH EXCEPTION TO THE PART TO WHICH PARALLEL BARS ARE ATTACHED.

Photo No.	Part No.	Description	Price	Photo No.	Part No.	Description	Price
1	2727	Rear, Toolholder - Frame Plate	4.18	9	2723	Depth Screw Friction Spring	.25
2	2708	Parallel Bar	.43	10	2721	Depth Adj. Knob	.31
3	112-S	Parallel Bar Ext. Bolt	.07	11	205-N	Depth Adj. Knob Lock Nut	.03
4	205-N	Parallel Bar Bolt Nut	.03	12	2720	Depth Adj. Screw	.40
5	2710	Shank Holder	1.12	NS	403-W	Depth Adj. Screw Washer	.01
6	2725	Shank Clamp Bolt	.23	13	2724	Depth Adj. Nut	.45
NS	2726	Shank Clamp Nut	.19	14	2718	Depth Adj. Link	.45
7	602-C	Shank Clamp Cotter Pin	.01	15	2719	Depth Adj. Link Spacer	.23
NS	2712	Tool Shank	.62	16	2715	Depth Wheel	1.38
NS	2712-A	Tool Shanks, Two Holes	.62	17	2716	Depth Wheel Hub	.91
8	2709	Depth Wheel Bracket	2.30	18	2717	Depth Wheel Rivet	.01
				NS	5055	Front Toolholder	7.66



### REAR DISC

Photo No.	Part No.	Description	Price
1		Drawbar Assy.	
2		Frame Assy.	
3		Disc Axle Shaft	
4		Disc Axle Shaft Nut	
5		Blade Thrust Washer	
6		Frame Bolt Nut	
7		Frame Bolt	
8		Adjusting Bracket Bolt	
9		Adjusting Bracket Bolt Nut	
10		Adjusting Handle	
11		Disc Blade	
12		Adjusting Bracket	

### ROLLER, PARTS, PRICE LIST

Photo No.	Part No.	Description	Price
	A-443-1	Roller Drum (24" x 32")	45.54
	A-443-2	Bearing Complete	3.04
	N.N.	Bearing Rollers for A-443-2 Bearing, each	.02
	A-443-F	Frame	12.02
	137-S	Frame Bolt	.06
	205-N	Frame Bolt Nut	.03
	305-W	Lock Washer	.01
	A-443-10	Seat Spring	4.37
	152-S	Seat Spring Bolt	.10
	A-443-12	Seat, Steel	2.28
	180-S	Seat Bolt	.09
	211-N	Seat & Seat Spring Bolt Nuts	.04
	308-W	Spring Bolt Lock Washer	.01
	411-W	Bearing Flat Washer	.07
	604-C	Axle Cotter Pin	.01
	HS-102	Roller Rest Socket	3.85
	HS-103	Roller	.50
	AR-102	Retaining Ring	.06

### CART, REAR

Photo No.	Part No.	Description	Price
	A-463	Draw Bar Welded Assembly	8.25
	A-310	Axle	3.56
	227-N	Axle Nut	.23
	A-321-WH	Wheel Complete, each	17.05
	A-321-TI	Tire	8.80
	A-321-TU	Tube	2.65
	A-110	Axle Bracket	2.64
	801-A	Axle Bracket Set Screw	.18
	A-143	Body Rest	1.32
	A-112	Revised Body Latch	.88
	194-S	Body to Bracket Bolts and Nuts	.13
	152-S	Latch Bolt	.11
	211-N	Latch Bolt Nut	.04
	A-314	Body Complete including Seat	36.58
	A-314-A	Wood Seat Only	2.48
	HS-102	Roller Rest Socket	3.85
	HS-103	Roller	.50
	RR-102	Retaining Ring	.06

ORDER PARTS BY DESCRIPTION: FURNISHED DIRECT FROM SUPPLIER AT CURRENT PRICES.

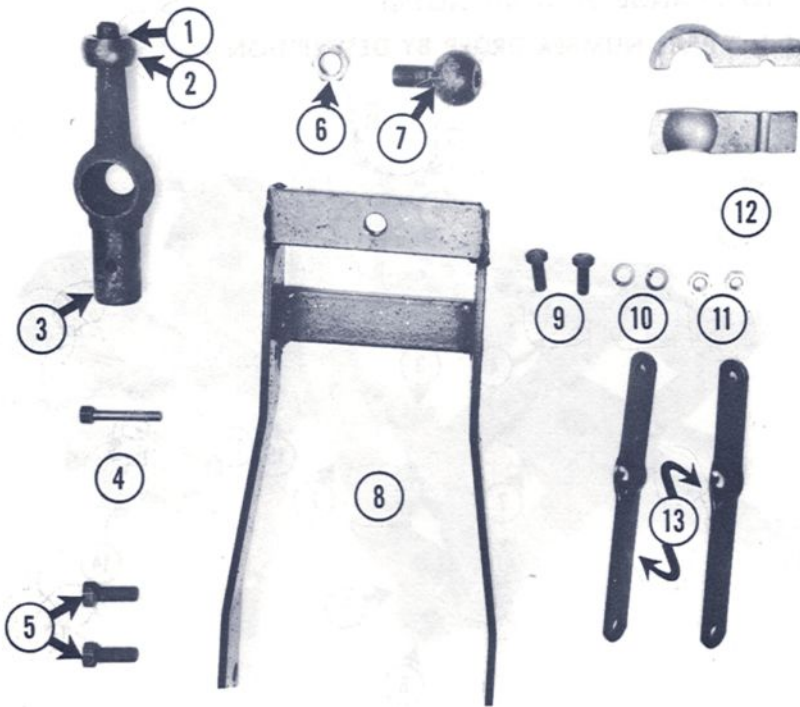
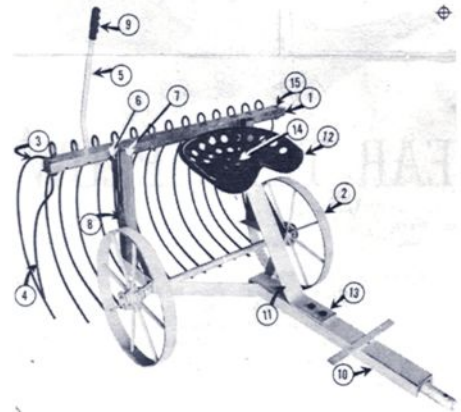


Photo No.	Part No.	Description	Price
1	RR-102	Retaining Ring	.06
2	HS-103	Roller	.50
3	HS-102	Roller Rest Socket	3.85
4	HS-105	Draw Bar Pin	.09
5	152-S	Hitch to Chassis Bolts	.11
6	218-N	Ball Stud Nut	.10
7	HS-101	Ball Stud	.83
8	A-458	Welded Box Frame	4.62
9	110-S	Brace Bolt	.07
10	305-W	Brace Bolt Lockwasher	.01
11	205-N	Brace Bolt Nut	.03
12	HS-104	Split Socket (.90¢ Pair)	.50ea.
13	A-458-4	Brace	.44

Photo's 1, 2, 3 are furnished with the proper attachment. They are **NOT** furnished when "Rear Hitch Complete" is ordered.



## REAR HITCH, PARTS, PRICE LIST

## HAY RAKE




Photo No.	Part No.	Description	Price
1	A-462-AY	Drawbar Welded Assembly	8.25
2	A-462-1	Draw Bar	3.30
3	A-462-2	Pad	.39
4	A-462-3	Foot Rest	
5	A-462-4	Brace	
6	A-310	Axle	3.56
7	A-443-10	Spring	4.18
8	A-443-12	Steel Seat	2.28
9	A-320	Wheels Complete	13.53
10	172-S	Spring Mounting Bolt	.18
NS	227-N	Axle Nut	.23
NS	211-N	Spring Bolt Nut	.04
NS	180-S	Seat Bolt	.09
NS	211-N	Seat Bolt Nut	.04
NS	308-W	Seat Bolt Nut Lockwasher	.01
NS	A-320-TI	Tire	7.50
NS	A-320-TU	Tube	2.40
NS	411-W	5/8 Flat Washer	.01

Photo No.	Part No.	Description	Price
1	GR-48-1	Hay Rake Head	7.15
2	GR-48-2	Wheel	5.06
3	GR-48-3	Set 13 Teeth	.91 ea.
4	GR-48-4	Set 2 Guard Teeth	.61 ea.
5	GR-48-7	Trip Lever	2.66
6	GR-48-8	Hinge	1.69
7	GR-48-9	Upright	1.45
8	GR-48-10	Cross Brace	.73
9	GR-48-11	Rubber Grip	.48
10	GR-48-12	Frame Assy.	15.11
11	A-443-10	Seat Spring	4.37
12	A-443-12	Steel Seat	2.28
13	152-S	Spring Mounting Bolt	.11
NS	211-N	Spring Mounting Bolt Nut	.04
NS	308-W	Spring Mounting Bolt Lockwasher	.01
NS	180-S	Seat Bolt	.09
NS	111-S	Brace and Frame Bolt	.07
NS	205-N	Brace and Frame Bolt Nut	.03
NS	305-W	Brace and Frame Bolt Lockwasher	.01
NS	112-S	Hinge Pivot Bolt	.07
NS	131-S	Hinge to Holder Bolt	.11
NS	N. N.	3/8 - 16 x 2 1/2 Carriage Bolt	
		12 and Nut	.03
		411-W	5/8 Flat Washer
		153-N	Seat Bolt Nut

## RIDING SULKY

"PRINTED IN U.S.A."